

With Directive 2014/94/EU, the European Union decided that the dispenser, vehicle and nozzle need to be marked with fuel grade labels to provide clear information which fuel is suitable for the vehicle. The standard EN 16942 : 2016 has been created to implement the Directive.

Until autumn 2018 all filling points shall be equipped with the new fuel grade identification.

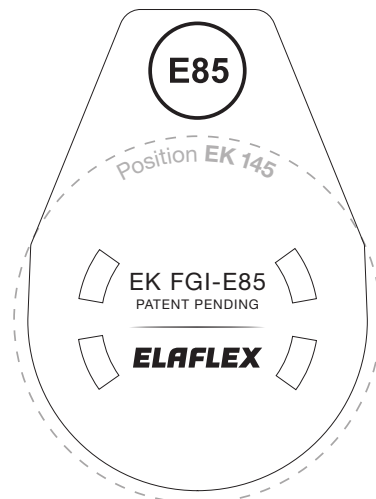
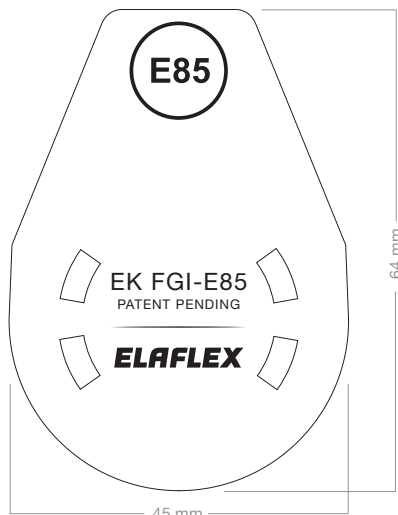
For the retrofitting of ZVA nozzles, Elaflex has developed the **Fuel Grade Identifier 'EK FGI'**. It is fixed by the well known Product Badges EK 145 and can be fitted on-site within seconds.

The Fuel Grade Identifier are made of weather and deformation resistant plastic (temperature range -40° up to + 55°C).



Fuel Grade	Marking to EN 16942:2016	Part Number
Gasoline with up to 5% Ethanol		EK FGI-E5
... with up to 10% Ethanol		EK FGI-E10
... with up to 85% Ethanol		EK FGI-E85
Diesel with up to 7% Biodiesel		EK FGI-B7
... with up to 10% Biodiesel		EK FGI-B10
... with up to 20% Biodiesel		EK FGI-B20
... with up to 30% Biodiesel		EK FGI-B30
... with up to 100% Biodiesel		EK FGI-B100
Paraffinic Diesel fuel		EK FGI-XTL


Example:
EK FGI-E85



Ordering / Enquiry

Additional to direct ordering it is also possible to choose required parts using the www.badgeselector.elaflex.de – also in combination with suitable product badges.

Note: It is possible to print the standardised fuel grade symbol on the badge, together with your custom design, making the additional Fuel Grade Identifier obsolete. For your own design badge please contact our sales or upload artwork using the www.badgecreator.elaflex.de



Assembly

Fit product badge EK 145 to the Fuel Grade Identifier.

With a slot screwdriver punch holes into the four recessed slots of the nozzle scuffguard. Position the spikes (legs) of the slogan badge on these slots and press the badge until it sits perfectly.

