

Fluorflex 2 is a new generation high performance chemical hose to DIN 26054, combining the universal chemical resistance of PTFE with exceptional flexibility and tight bending radius.

It is the only known hose with a corrugated PTFE-lining which is available in coils, and suitable for on-site fitting assembly. Long lead times or the necessity to stock complete hose assemblies not longer apply.

The requirements '**Ω/T conductivity**' (may be used in EX-zones), FDA conformity and high temperature resistance are also satisfied by Fluorflex.



Marking :
spiral band Yellow / Blue / White and continuous embossing

ELAFLEX FXD 25 · FLUORFLEX 2 · DIN 26054 · PTFE · Ω/T · FDA · 150 °C ·
16 BAR ·  · ContiTech · MADE IN GERMANY · 01.17

Weight ≈ kg/m	Hose Size			Nom. Pressure bar	Test Pressure bar	Vacuum bar	Bend. Radius mm	Coil Length m	Part Number (Hose)	Part Number (Male Fittings)	Weight ≈ kg	
	ID in.	ID mm	OD mm						Type	Type		
0,6	¾"	20	35	16	25	max. 0,9 (20°C)	40	≈ 40	FXD 20	FX-VC 20-3/4"	0,5	
0,8	1"	25	41						60	FXD 25	FX-VC 25-1"	0,6
1,3	1½"	40	58						80	FXD 40	FX-VC 40-1½"	1,0
2,0	2"	50	72						100	FXD 50	FX-VC 50-2"	1,5

Other sizes on request

APPLICATION / TECHNICAL DATA

An extremely flexible universal hose with helically wound PTFE liner, suitable for all common media in use*). Applications in the petrochemical, pharmaceutical and food industry.

Temperature range -20° C up to +150° C, permanent use. Briefly, also higher temperatures possible depending on medium. Cleaning: Flush with all common media and procedures. Steaming out (open system) admissible up to +180° C, max. 30 minutes.

Nominal pressure PN 16 bar, burst pressure > 64 bar. Electrical resistance < 10⁶ Ohm between hose ends, through the hose < 10⁹ Ohm (from inside to outside, 'Ω/T'). No connection of wires to metal parts necessary.

Lining : PTFE, transparent, with patented OHM-conductive spirals, seamlessly extruded, spirally wound, non leaching, non discolouring, very good anti-stick properties

Intermed. layer : EPDM, black, electrically conductive, mechanical binding to the liner

Reinforcements : High temp. resistant aramide braid

Cover : EPDM, black, electrically conductive, abrasion and flame resistant, UV and ozone resistant

Compared to PTFE hoses with braided metal cover, no possibility of injuries from damaged wires, and considerably lower heat transmission.



*) See resistance chart ELAFLEX hoses

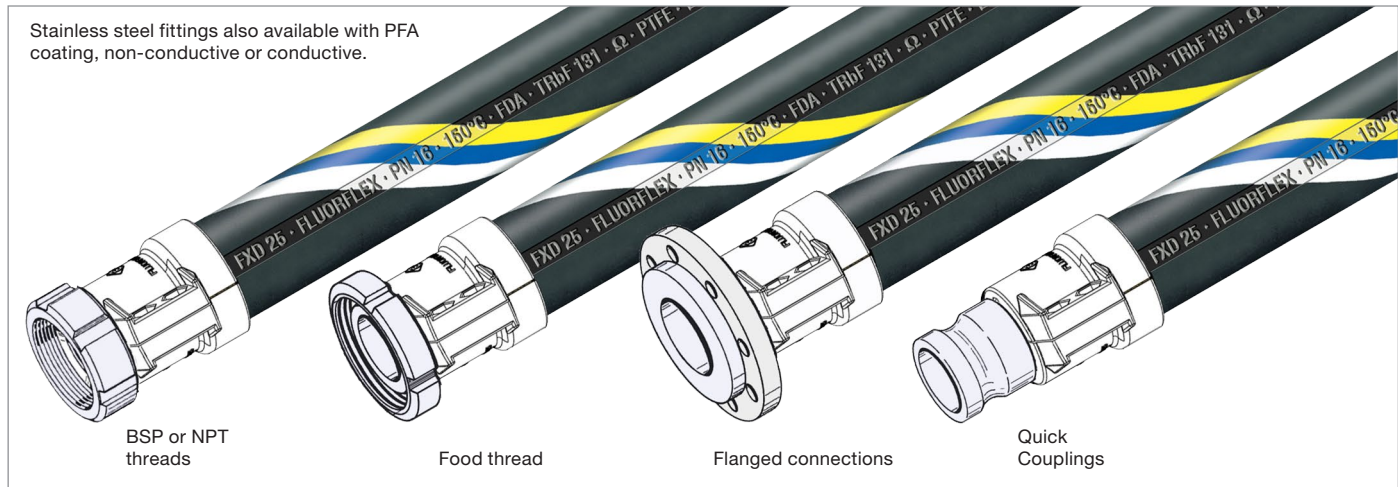
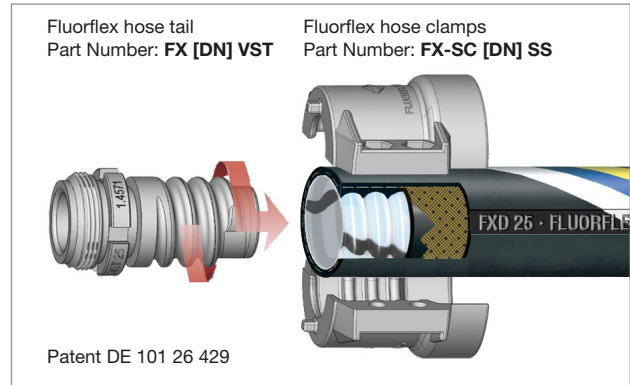
FITTINGS / ASSEMBLY

Applicable to this hose, a new, patented fitting system has been developed.

The shape of the Fluorflex hose tail (stainless steel AISI 316 Ti) was adapted to the helically wound lining of the hose. It is screwed in, then fixed with Fluorflex clamps (stainless steel AISI 316).

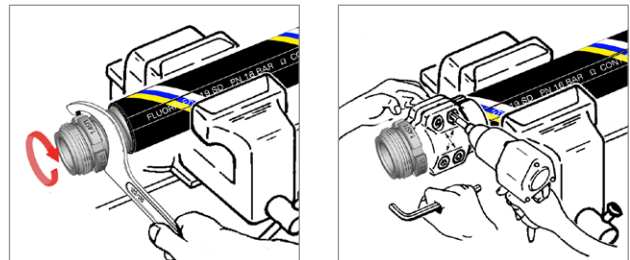
This can be done on-site, with standard tools. No complicated devices are needed.

All common threadings, flange connections and couplings can be supplemented, e.g.:



A detailed assembly guide (May 2009) is available on request. Alternatively to assembling with reusable clamps, fittings may also be crimped on.

Prior to first use, hose assemblies must be pressure tested according to the standards (test pressure 25 bar, working pressure up to 16 bar).



ANTI-KINKING SPIRAL

Compared to other fluoropolymer hoses with OHM-conductivity, Fluorflex shows a strongly improved resistance against fatigue cracks of the lining.

For hoses under specially high stress (frequent bending, tight radius, high temperature) we suggest the use of the new anti-kinking spiral for effective protection of the hose end subject to bending strain.

The anti-kinking spiral can be easily fixed underneath the Fluorflex clamps.

Part Number: **KSS [DN]**

